



Empowering Every Lift

SERIES

MH-SE

Smart Electric Chain Hoist

MH-SE | MH-SEx | MH-SEx1 | MH-SEi



Unleash the Power to Lift

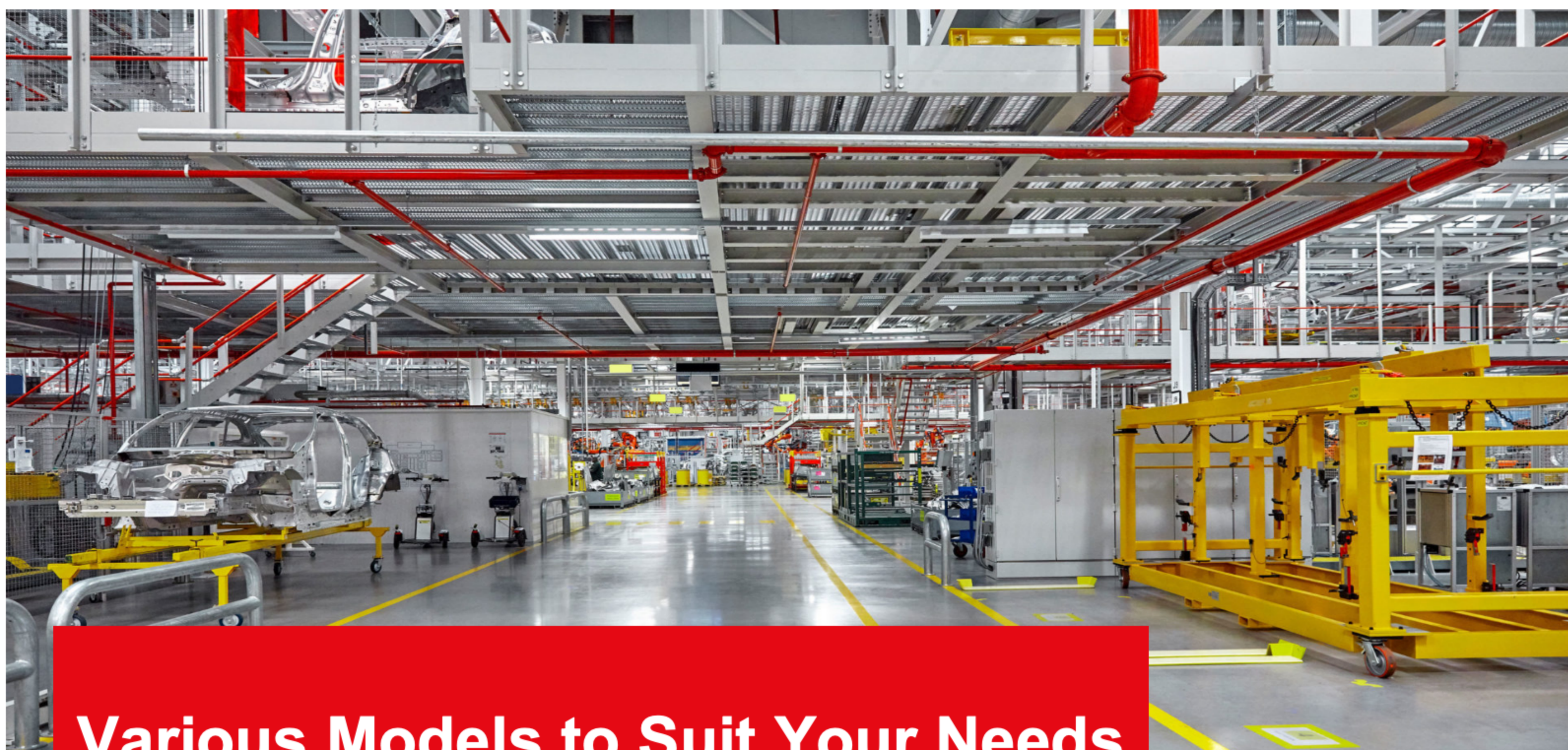
Effortless Lifting, Every Time

MH-SE smart chain hoists are built for performance, durability, and precision.

With a compact design and powerful lifting capability, they ensure smooth and efficient operation under demanding conditions.

Combining advanced engineering with robust construction, they deliver reliable lifting solutions that meet the highest standards of safety and efficiency.





Various Models to Suit Your Needs



■ MH-SE Series

**Infiitely Variable Speed Control
Electric Chain Hoist**

MH-SE 100/200 MH-SE 250/500 MH-SE 1000

■ MH-SEi Series

**In-line Slide Handle
Electric Chain Hoist**

MH-SEi 100/200 MH-SEi 250/500



■ MH-SEx/x1 Series

**In-line Slide Handle
Electric Chain Hoist**

MH-SEx 100/200 MH-SEx 250/500

MH-SEx1 100/200 MH-SEx1 250/500

MH-SE Series, 6 Upgrades Features

Enhanced Capabilities Inside

■ Motor Upgraded

Powerful brushless motor, more energy-saving and efficient, small size with powerful.

■ Ease of Control

Infinitely variable speed control, smoothly start and stop, free lifting.

■ Safety Upgraded

With emergency stop switch & overload protection, long service life and safer.

■ Structure Upgraded

All-aluminum body, light weight and compact appearance. Net weight is 10kg.

■ Sprocket Upgraded

CNC machining 6-groove sprocket with high-precision, free lifting without chain skipping.

■ Switch Upgraded

Low voltage contactless magnetic switch, safer and durable.





Choose Your Preferred Handle Style

We offer a variety of handle options to suit different operating preferences and environments.

Whether you need a classic push-button pendant, a rotary switch, or a wireless remote control, our handles are designed for ease of use, durability, and precise control,

—giving you the flexibility to choose what works best for your application.



Suspended Pendant
Infinite Speed control
Handle



Intelligent In-line
Slide Handle



Wireless Remote Infinite
Speed Transmitter &
Receiver Unit



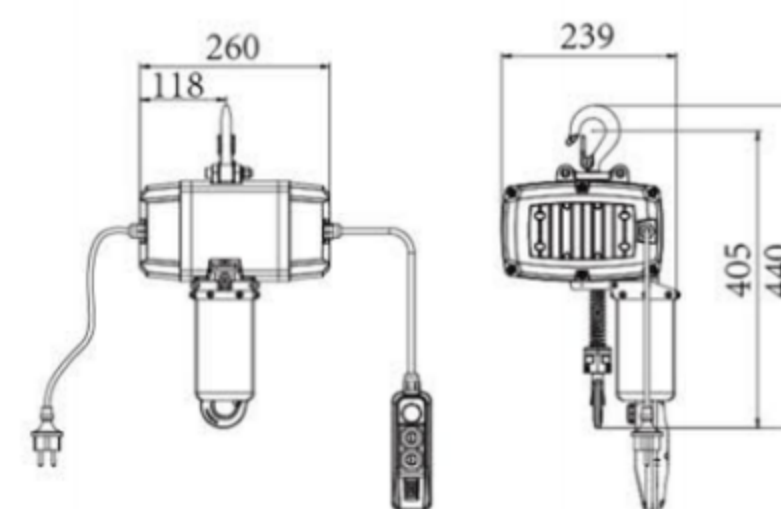
In-line Slide Handle



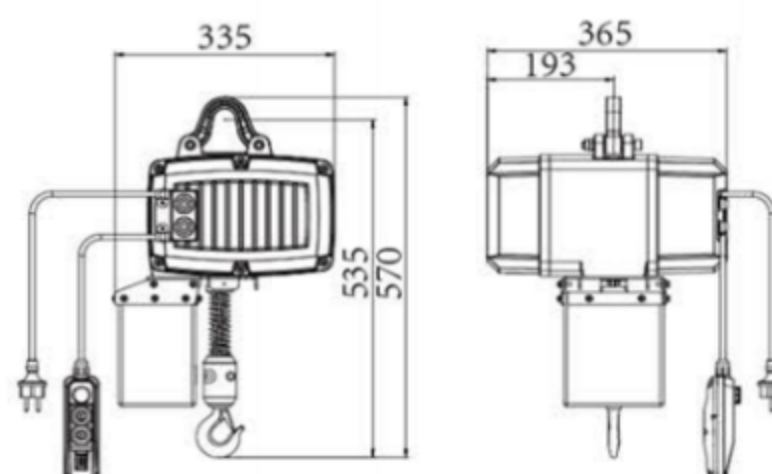
MH-SE Series

Technical Specifications

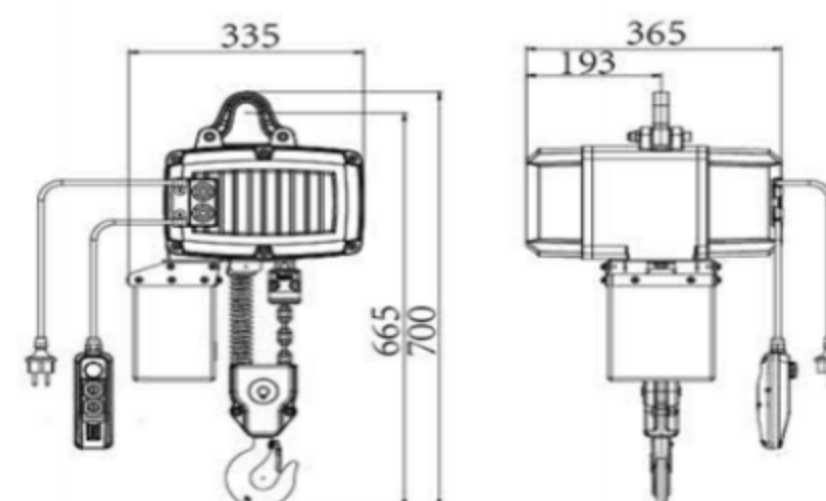
MH-SE100/200



MH-SE 250/500



MH-SE 1000



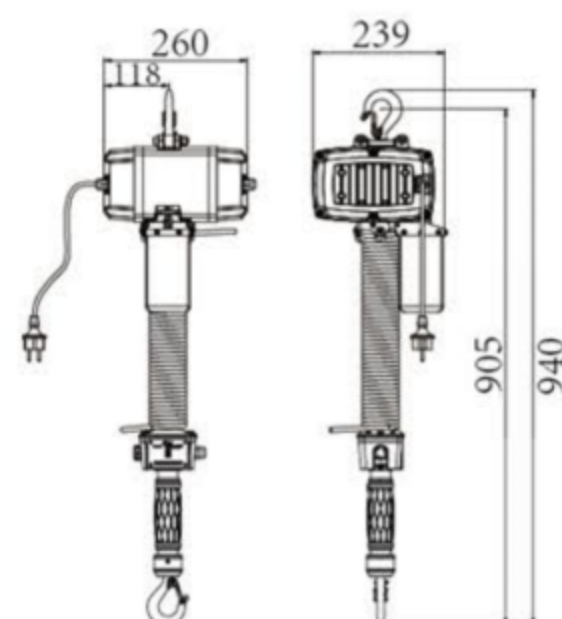
Model	MH-SE100	MH-SE200	MH-SE250	MH-SE500	MH-SE1000
Rated load(KG)	100	200	250	500	1000
Lifting speed(m/min)	0-18	0-9	0-20	0-10	0-5
Lifting height(m)	5	5	5	5	5
Rated power(W)	450	450	1,100	1,100	1,100
Voltage	AC 220V/120V	AC 220V/120V	AC 220V/120V/380V	AC 220V/120V/380V	AC 220V/120V/380V
Rated current(A)	3.5	3.5	7.5	7.5	7.5
Insulation grade	B	B	B	B	B
Chain diameter(mm)	4	4	6.3	6.3	6.3
Chain tensile strength	≥900N/mm ²	≥900N/mm ²	≥900N/mm ²	≥900N/mm ²	≥900N/mm ²
Duty level	M5	M5	M5	M5	M5
Protection class	IP54	IP54	IP54	IP54	IP54
Working duty	S3 50%-10min	S3 50%-10min	S3 50%-10min	S3 50%-10min	S3 50%-10min
Operating temperature	0-40℃	0-40℃	0-40℃	0-40℃	0-40℃
Net weight(kg)	13.4	13.4	29.9	29.9	36.8



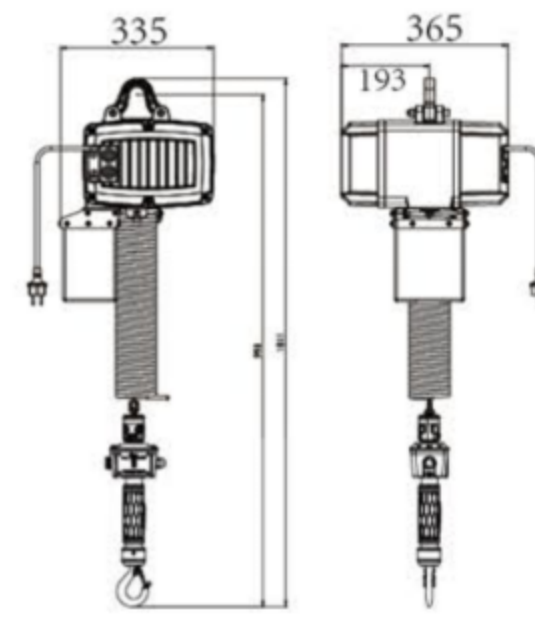
■ MH-SEx/x1 Series

Technical Specifications

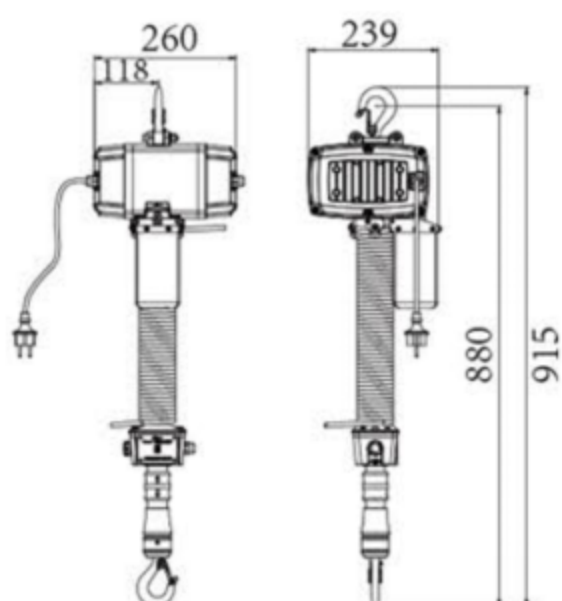
MH-SEx 100/200



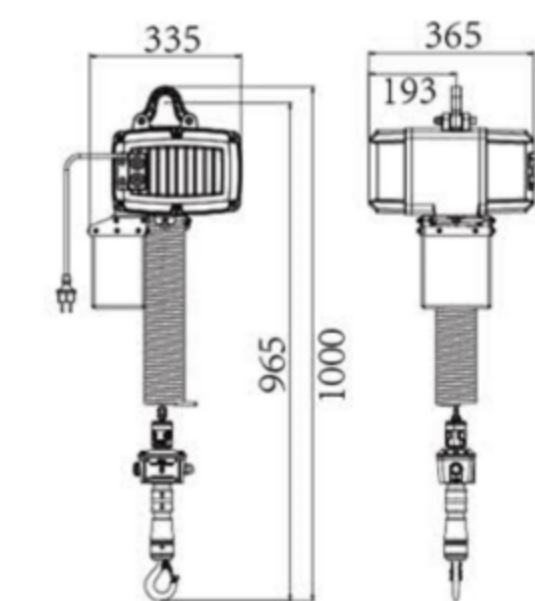
MH-SEx 250/500



MH-SEx1 100/200



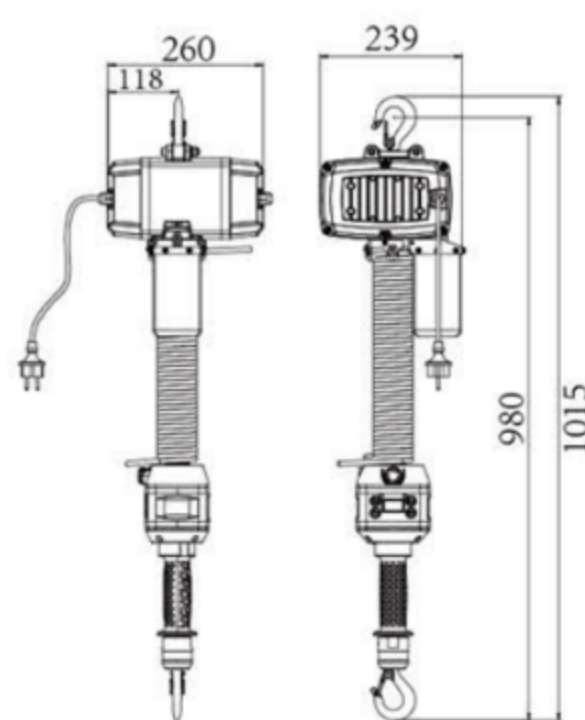
MH-SEx1 250/500



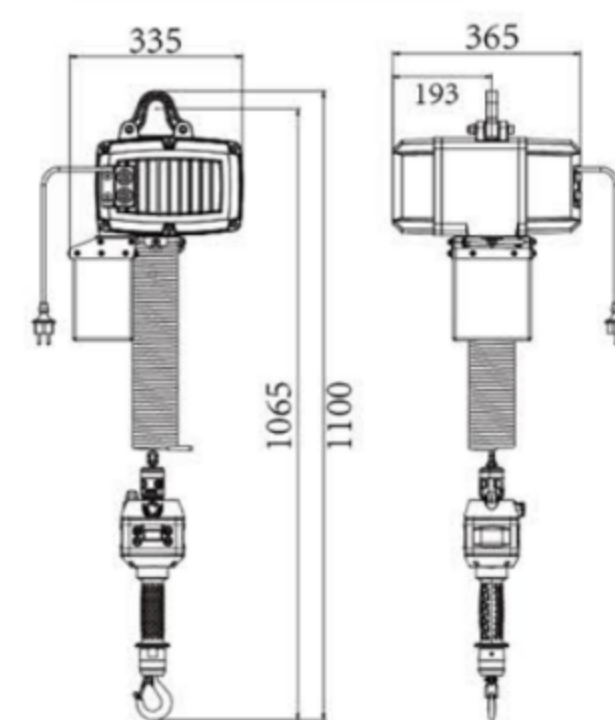
Model	MH-SEx/x1 100	MH-SEx/x1 200	MH-SEx/x1 250	MH-SEx/x1 500
Rated load(KG)	100	200	250	500
Lifting speed(m/min)	0-18	0-9	0-20	0-10
Lifting height(m)	5	5	5	5
Rated power(W)	450	450	1,100	1,100
Voltage	AC 220V/120V	AC 220V/120V	AC 220V/120V/380V	AC 220V/120V/380V
Rated current(A)	3.5	3.5	7.5	7.5
Insulation grade	B	B	B	B
Chain diameter(mm)	4	4	6.3	6.3
Chain tensile strength	≥900N/mm ²	≥900N/mm ²	≥900N/mm ²	≥900N/mm ²
Duty level	M5	M5	M5	M5
Protection class	IP54	IP54	IP54	IP54
Working duty	S3 50%-10min	S3 50%-10min	S3 50%-10min	S3 50%-10min
Operating temperature	0-40℃	0-40℃	0-40℃	0-40℃
Net weight(kg)	15.4	15.4	32	32



■ MH-SEi Series



MH-SEi 100/200



MH-SEi 250/500

Technical Specifications

Model	MH-SEi 100	MH-SEi 200	MH-SEi 250	MH-SEi 500
Rated load(KG)	100	200	250	500
Lifting speed(m/min)	0-18	0-9	0-20	0-10
Lifting height(m)	5	5	5	5
Rated power(W)	450	450	1,100	1,100
Voltage	AC 220V/120V	AC 220V/120V	AC 220V/120V/380V	AC 220V/120V/380V
Rated current(A)	3.5	3.5	7.5	7.5
Insulation grade	B	B	B	B
Chain diameter(mm)	4	4	6.3	6.3
Chain tensile strength	$\geq 900\text{N/mm}^2$	$\geq 900\text{N/mm}^2$	$\geq 900\text{N/mm}^2$	$\geq 900\text{N/mm}^2$
Duty level	M5	M5	M5	M5
Protection class	IP54	IP54	IP54	IP54
Working duty	S3 50%-10min	S3 50%-10min	S3 50%-10min	S3 50%-10min
Operating temperature	0-40℃	0-40℃	0-40℃	0-40℃
Net weight(kg)	16.6	16.6	33.2	33.2

Max 100kg

MOBILE JIB CRANES





Intelligent Assist Lifting Device

Guangzhou Mayho Automation Equipmet Co., Ltd.

Room C3398-2, Building 1, No. 2, Helong 1st Road, Baiyun
District, Guangzhou, China 511356.



www.mayhoist.com



info@mayhoist.com



+86 18023479732 (mobile / whatsapp)

